

# Paths to Proficiency

PowerUp provides individualized paths for students to work towards reading proficiency. All PowerUp students should aim to complete all three strands of the program because completing the program is associated with high reading proficiency rates.<sup>1</sup> Yet, students' paths to completion may look different based upon their placement and usage of the program. This document provides examples of common paths through PowerUp and benchmarks to help plan your students' journeys to proficiency.

## Content Overview

### BIG PICTURE

#### Yearly Progress



This section's visualizations present information on how many school years students are likely to spend in the program and how many levels students are likely to complete in each strand each year. These visualizations are based on the two most common placement profiles for PowerUp students. Use these data to plan and evaluate your PowerUp implementation based on students' expected levels completed within and across their years of use.

### BENCHMARKS


#### Weekly Progress



The data presented in this section will help evaluate student progress on a more granular level. Here we present ranges of units students are likely to complete each week. Use these data to track whether your students are making meaningful gains in PowerUp within each week.

## Method

The data presented in this document were estimated using analyses of student usage and progress. Each **yearly progress** visualization depicts the average student's progress with a given placement profile, assuming the student meets their recommended minutes each week for 20 weeks a year and works at an average rate. The **weekly progress** benchmarks show the progress necessary for students to follow these paths through the program. Usage recommendations are based on students' level of need and range from 85 to 145 minutes per week.<sup>2</sup>



<sup>1</sup>Lexia PowerUp Literacy and NWEA MAP Growth Reading Report (<https://www.lexialearning.com/resources/research/lexia-powerup-literacy-and-nwea-map-growth-reading>)

<sup>2</sup>PowerUp Teacher Guide, page 6 (<http://www.lexialearningresources.com/PowerUp/reference/PowerUpTTG.pdf>)..

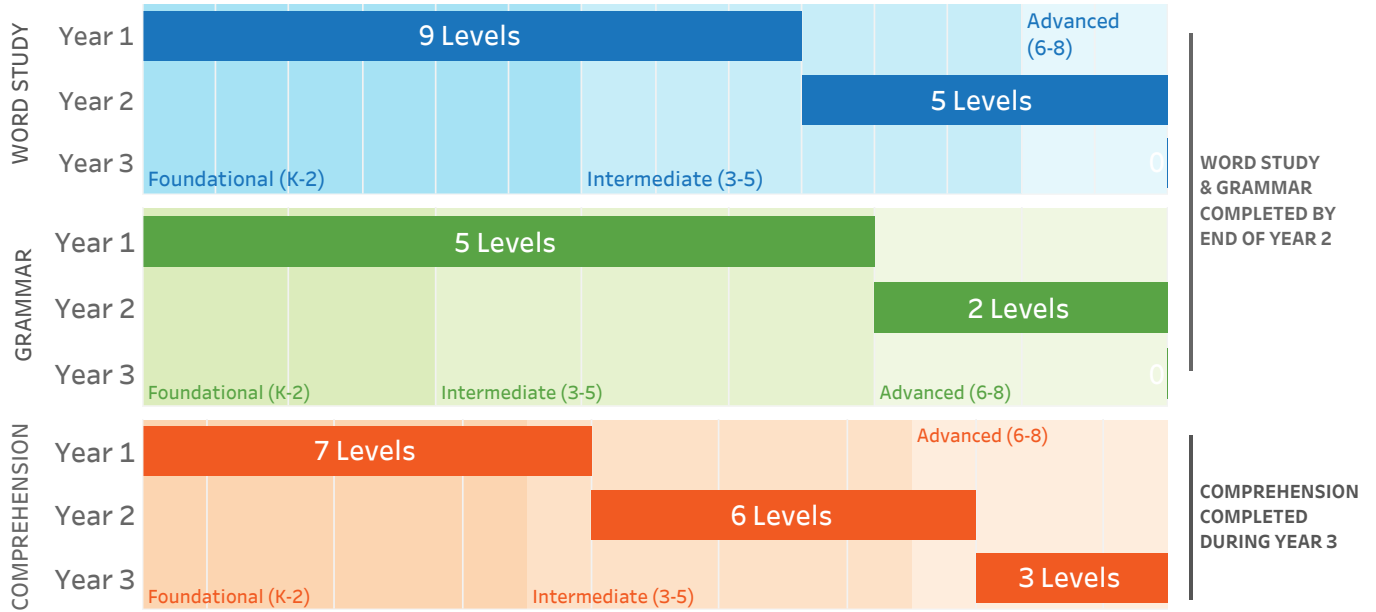
**BIG PICTURE**

# Expected Yearly Progress



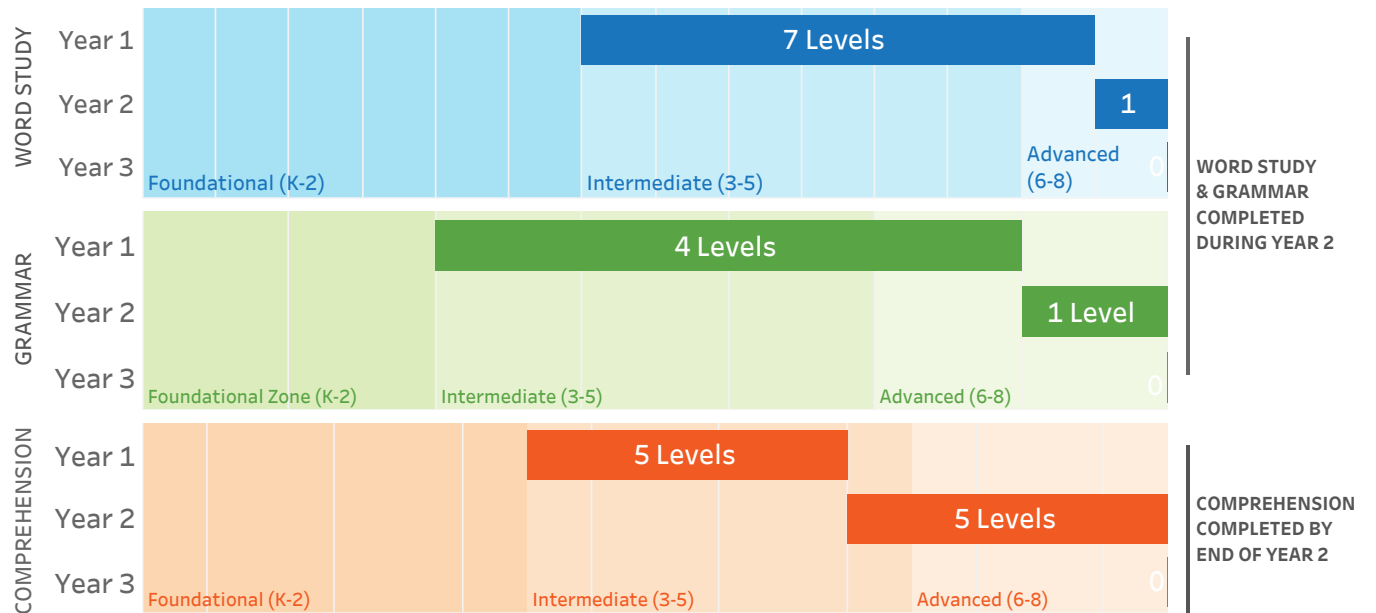
**PROFILE 1**

## Foundational Placement All Strands




**PROFILE 2**

## Intermediate Placement All Strands




## BENCHMARKS

# Expected Weekly Progress



## Weekly Units Completed by Strand

Range of units that students can be expected to complete within a week



### Notes

-PowerUp units are not standardized measures and may differ in length and difficulty within and across strands. Some units focus on teaching content through videos, texts, or graphics, whereas others assess content knowledge and skills through various tasks.

-The expected progress benchmarks are presented in ranges to account for this lack of standardization. Therefore, use these benchmarks as general guidelines and not definitive criteria for acceptable progress. Furthermore, educators should adjust these benchmarks based on their goals for individual students.

-These benchmarks are estimates for all students, but actual student progress goals may differ based on where they placed into the program, their overall annual progress goals, and individual student needs.

\* This range includes the units which students can PowerUp over - advance beyond without completing - depending on their performance.